



# *International* **MATHEMATICAL** **OLYMPIAD** **2025** *National Selection Test*

**USER MANUAL**  
**Competition Day:**  
**25<sup>TH</sup> SEPTEMBER 2025**



[contact@imo-malaysia.org](mailto:contact@imo-malaysia.org)



Olimpiad Matematik Malaysia



[imo-malaysia.org/imonst1](http://imo-malaysia.org/imonst1)



[imomalaysia](https://www.instagram.com/imomalaysia)



IMONST Official Group



[@ImoMalaysia](https://twitter.com/ImoMalaysia)

# *Important Info* **Competition Details**



## **Competition Date**

Starts at 8AM  
25<sup>th</sup> September 2025

Ends at 10PM  
25<sup>th</sup> September 2025



## **Result Announcement**

10<sup>th</sup> October 2025



## **Contest Duration**

150 minutes



## **Things Needed**

**During the competition:**

Laptop/Computer/Tablet/  
Smartphone

Stable Internet Connection

**Allowed Materials:**

A4 Paper

Geometrical Set

Stationery



# Competition URL



[imonst.imo-malaysia.org](https://imonst.imo-malaysia.org)

All questions are in English and Bahasa Melayu.

The teacher in charge or parents have to log in to their account at [contesthub.my](https://contesthub.my) by 4PM, 22 September 2025 and go to the Online Slip page to download the unique Contest Slip (PDF) for each student. The Contest Slip will contain the Instructions for Participants, Personal Information, Username and Password.

## Categories



**BEGINNER**

Age 9 and  
below



**PIONEER**

Age 10 – 12



**JUNIOR**

Age 13 – 15



**SENIOR**

Age 16 and  
above

# Scoring Of Competitions

**NUMBER OF PROBLEMS: 30**

The problems are divided into the following parts, with each part having 10 problems:



**PART A : 1 Mark Each**



**PART B : 3 Marks Each**



**PART C : 6 Marks Each**

**TOTAL: 100 MARKS**

## List of awards:



**Gold Award**



**Silver Award**



**Bronze Award**



**Honorable Mention**



**Merit**



**Certificate**

Participants who managed to receive a medal (Bronze, Silver, or Gold) will be invited to participate in IMONST2. All participants will be eligible for PAJSK marks.

# Guide For Teachers

This guide is meant for the Teacher-In-Charge (TIC) or parents, the one who submits the registration form and is responsible to conduct IMONST in the school or home. Please be noted that there can only be ONE TIC for each school. However, the TIC may get help from other teachers to organize and invigilate students during the competition.

## **Distributing the Contest Slip :**

This guide is meant for the Teacher-In-Charge (TIC) or parents, the one who submits the registration form and is responsible to conduct IMONST in the school or home. Please be noted that there can only be ONE TIC for each school. However, the TIC may get help from other teachers to organize and invigilate students during the competition.

**IMPORTANT**!

**THE CONTEST SLIP IS UNIQUE AND CONFIDENTIAL – PLEASE MAKE SURE PARTICIPANTS DO NOT RECEIVE THE CONTEST SLIP FOR ANOTHER PARTICIPANT. IF YOU USE WHATSAPP, DO NOT SHARE ALL CONTEST SLIPS IN A GROUP CHAT; INSTEAD, DISTRIBUTE THEM INDIVIDUALLY TO EACH PARTICIPANT TO AVOID PARTICIPANTS FROM USING OTHER PARTICIPANT'S DETAIL.**



### **During the competition:**

- The competition will be opened from 8AM of 25 September 2025, and will be closed at 10PM on the same day.
- The participants are allowed to sit for the competition at school or at home based on each participating school's instructions.
- As per other examinations and competition, participants should not be given/receive any help from anyone else throughout the duration of the competition.
- If there are not enough computers in the school, the TIC is allowed to put participants into batches. However, participants who have sat for the competition should be quarantined; they should not have contact with those who have not taken the competition.

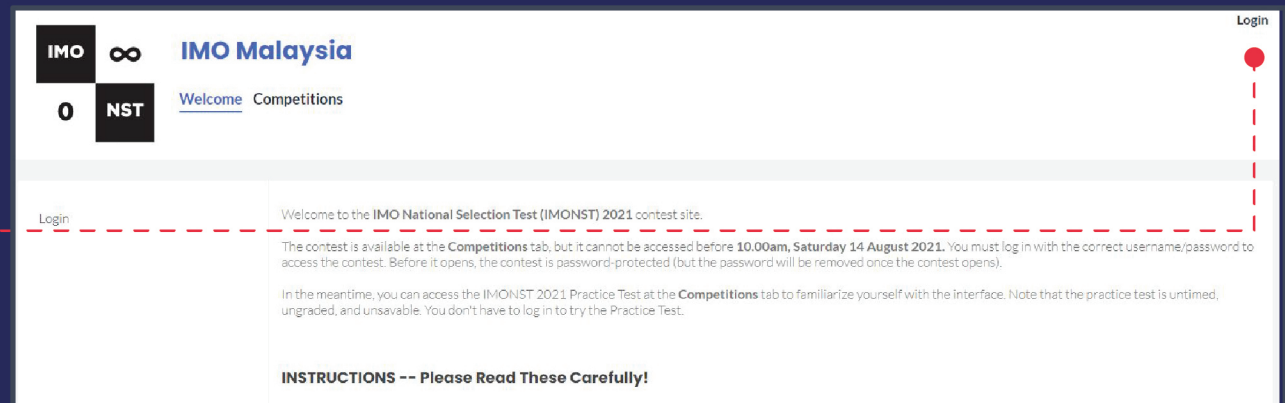
### **After the competition:**

- The IMONST 2025 results will be announced in 10 October 2025 at [contesthub.my](https://contesthub.my).

# How To Participate

## Part I: Log-In & Personal Info

1. Go to the main competition page at [imonst.imo-malaysia.org](https://imonst.imo-malaysia.org). Click on the Login button.



2. At the Login page, enter the Username and Password that has been given. Then, click on the Login button.  
Note: Check the Caps Lock, and type the password correctly.

A screenshot of the login form on the IMO Malaysia website. On the left, there is a 'Login' button with a right-pointing triangle icon. To the right of this button are two input fields: 'Username' and 'Password'. The 'Username' field contains the text '2023P0001'. The 'Password' field contains ten dots, indicating a masked password. Below these fields is a green 'Login' button. A red dashed line with a dot at the end points from the 'Login' button in the instructions to the 'Login' button in this form.

At the **Profile** page, fill in all the empty personal information. Then, click on the **Save** button.

**WARNING: Please DO NOT change your name.**


**Profile**

Please enter your data carefully.  
Click on 'Save' to save your input!

Full name	<input type="text"/>
IC / Passport Number	<input type="text"/>
School Name	<input type="text"/>
Year/Form	<input type="text"/>
Date of Birth	<input type="text" value="01"/> <input type="text" value="01"/> <input type="text" value="1970"/>
E-mail	<input type="text"/>
Gender	<input type="text" value="please select"/>

## Part II: Challenges

After you have logged in and filled in the information, click on the **Competitions** tab.





The Competitions page will appear. The category button will indicate the category that you have registered for. The questions are available in English and Bahasa Melayu.

3. Next, the diagram below shows the list of questions to be answered by the participants.

Question 1	
Question 2	
Question 3	
Question 4	
Question 5	
Question 6	
Question 7	
Question 8	
Question 9	
Question 10	
Question 11	
Question 12	
Question 13	
Question 14	

Name	Difficulty	
Question 1	1 mark	
Question 2	1 mark	
Question 3	1 mark	
Question 4	1 mark	
Question 5	1 mark	Not answered
Question 6	1 mark	Not answered
Question 7	1 mark	Not answered
Question 8	1 mark	Not answered
Question 9	1 mark	Not answered
Question 10	1 mark	Not answered

4.If you click on a problem link, the top of the page will show the following. The name of the question and time will be displayed.

*Note: Once you have started the contest, the timer will start and will continue to run even if the participants log out or turn off the browser. The timer will stop after 150 minutes. Participants are advised to answer all questions in the given time.*

Question 1

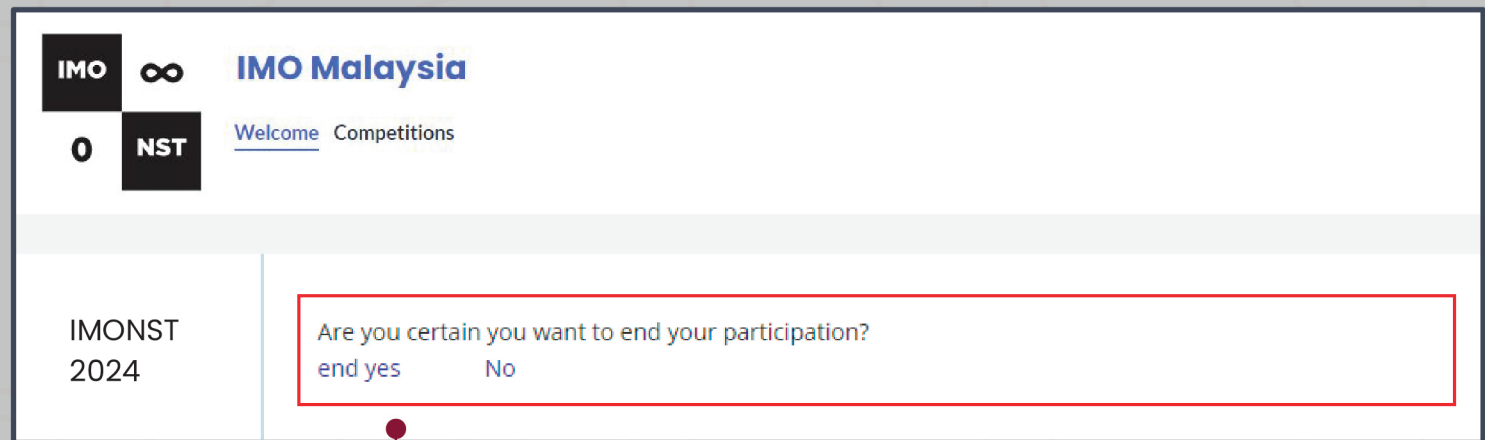
Time Remaining 73:55

- Question 1
- Question 2
- Question 3
- Question 4
- Question 5
- Question 6
- Question 7
- Question 8
- Question 9
- Question 10
- Question 11
- Question 12
- Question 13
- Question 14
- Question 15
- Question 16
- Question 17
- Question 18
- Question 19
- Question 20

5.The list on the left side of the screen shows the list of the questions. You may also click on any question if you wish to jump straight to that specific question. Once you have finished answering all the questions, click End button.

*Note: If you do not click "End" before the time limit expires, then the contest will end automatically after 150 minutes.*

6. Click Yes button to end the contest.



The screenshot shows the IMO Malaysia website interface. At the top, there is a header with the IMO logo, an infinity symbol, and the text "IMO Malaysia". Below this, there is a navigation bar with "Welcome" and "Competitions" links. On the left side, there is a sidebar with "IMONST 2024" and a "0 NST" badge. A red dashed line points from the instruction text to a confirmation dialog box. The dialog box contains the text "Are you certain you want to end your participation?" and two buttons: "end yes" and "No".

IMO Malaysia

Welcome Competitions

0 NST

IMONST 2024

Are you certain you want to end your participation?

end yes No

7. Once you have finished the contest, you will see **Challenge Completed** next to your category.



# FAQ's

## **How many times can a participant log in to the system to take part in the competition?**

A participant can only take part once and this will be counted when they have started the competition timer.

---

## **What will happen if a participant starts answering less than 150 minutes before the competition period ends?**

The competition will end at exactly 10PM of 25 September 2025 no matter the circumstances. Therefore, we suggest that participants should start answering the questions much earlier.

---

## **What will happen to the timer if I am logged out?**

If a participant is logged out, the timer will still continue. The participant can still continue answering by logging in using the same username and password, as long as there is still time left on the timer. Participants can end the competition before the time is up, but there will be no extra points for finishing early.

---

## **How many times can a participant answer a particular question?**

They can change or erase answers as many times as they want before the time is up. They may leave the questions unanswered too.

---

## **Participants accidentally started the competition before their planned time. Is it possible to reset their timer or to receive a new username and password?**

No.

---

## **Can participants view their score immediately after ending the competition?**

No score will be shown after the competition ends. All results will be announced 10 October 2025 through ContestHub.

## Regarding Customer Support Availability,

Our customer support team will be on standby only on Thursday, from 9:00AM until 5:00PM. If you choose to take the competition after 5:00PM, then the customer support team might not be able to help you during that time. Only Mr. Zafree will be available for all time.

Please contact us by Whatsapp first.

### CONTACT US:



**011 5408 1455** (Mr Zafree)



**011 2681 4143** (Mr Haziman)



**018 392 0204** (Mrs Surie)



**018 360 4143** (Mrs Jannah)



[contact@imo-malaysia.org](mailto:contact@imo-malaysia.org)



Olimpiad Matematik Malaysia



[imo-malaysia.org/imonst1](http://imo-malaysia.org/imonst1)



[imomalaysia](https://www.instagram.com/imomalaysia)



IMONST Official Group



[@ImoMalaysia](https://twitter.com/ImoMalaysia)